

# Bayes Nets (continued)

[RN2] Section 14.4  
[RN3] Section 14.4

CS 486/686  
University of Waterloo  
Lecture 8: Jan 26, 2012

## Outline

- Inference in Bayes Nets
- Variable Elimination

## Inference in Bayes Nets

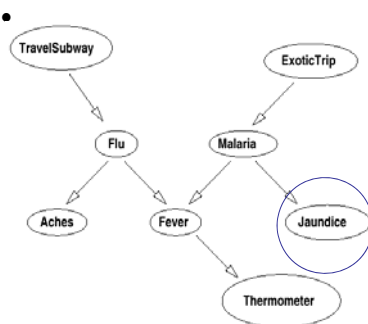
- The independence sanctioned by D-separation (and other methods) allows us to compute prior and posterior probabilities quite effectively.
- We'll look at a few simple examples to illustrate. We'll focus on networks without *loops*. (A loop is a cycle in the underlying *undirected* graph. Recall the directed graph has no cycles.)

3

CS486/686 Lecture Slides (c) 2012 C. Boutilier, P. Poupart & K. Larson

## Simple Forward Inference (Chain)

- Computing marginal requires simple forward "propagation" of probabilities



$$P(J) = \sum_{M, ET} P(J, M, ET)$$

(marginalization)

$$P(J) = \sum_{M, ET} P(J | M, ET) P(M | ET) P(ET)$$

(chain rule)

$$P(J) = \sum_{M, ET} P(J | M) P(M | ET) P(ET)$$

(conditional independence)

$$P(J) = \sum_M P(J | M) \sum_{ET} P(M | ET) P(ET)$$

(distribution of sum)

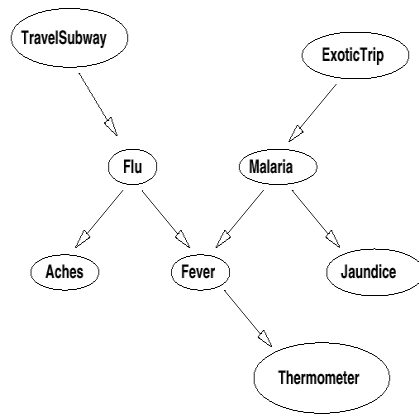
Note: all (final) terms are CPTs in the BN  
 Note: only ancestors of J considered

4

CS486/686 Lecture Slides (c) 2012 C. Boutilier, P. Poupart & K. Larson

## Simple Forward Inference (Chain)

- Same idea applies when we have “upstream” evidence



$$P(J|ET) = \sum_M P(J, M | ET)$$

(marginalisation)

$$P(J|ET) = \sum_M P(J | M, ET) P(M | ET)$$

(chain rule)

$$P(J|ET) = \sum_M P(J | M) P(M | ET)$$

(conditional independence)

5

CS486/686 Lecture Slides (c) 2012 C. Boutilier, P. Poupart & K. Larson

## Simple Forward Inference (Pooling)

- Same idea applies with multiple parents

$$\begin{aligned}
 P(\text{Fev}) &= \sum_{\text{Flu}, \text{M}, \text{TS}, \text{ET}} P(\text{Fev}, \text{Flu}, \text{M}, \text{TS}, \text{ET}) \\
 &= \sum_{\text{Flu}, \text{M}, \text{TS}, \text{ET}} P(\text{Fev} | \text{Flu}, \text{M}, \text{TS}, \text{ET}) P(\text{Flu} | \text{M}, \text{TS}, \text{ET}) \\
 &\quad P(\text{M} | \text{TS}, \text{ET}) P(\text{TS} | \text{ET}) P(\text{ET}) \\
 &= \sum_{\text{Flu}, \text{M}, \text{TS}, \text{ET}} P(\text{Fev} | \text{Flu}, \text{M}) P(\text{Flu} | \text{TS}) P(\text{M} | \text{ET}) P(\text{TS}) P(\text{ET}) \\
 &= \sum_{\text{Flu}, \text{M}} P(\text{Fev} | \text{Flu}, \text{M}) \left[ \sum_{\text{TS}} P(\text{Flu} | \text{TS}) P(\text{TS}) \right] \\
 &\quad \left[ \sum_{\text{ET}} P(\text{M} | \text{ET}) P(\text{ET}) \right]
 \end{aligned}$$

- (1) by marginalisation; (2) by the chain rule; (3) by conditional independence; (4) by distribution
  - note: all terms are CPTs in the Bayes net

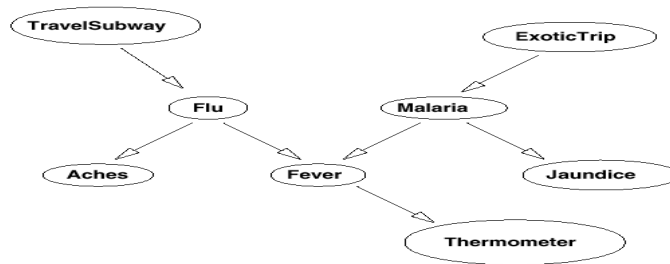
6

CS486/686 Lecture Slides (c) 2012 C. Boutilier, P. Poupart & K. Larson

## Simple Forward Inference (Pooling)

- Same idea applies with evidence

$$\begin{aligned}
 P(\text{Fev} | \text{ts}, \sim m) &= \sum_{\text{Flu}} P(\text{Fev}, \text{Flu} | \text{ts}, \sim m) \\
 &= \sum_{\text{Flu}} P(\text{Fev} | \text{Flu}, \text{ts}, \sim m) P(\text{Flu} | \text{ts}, \sim m) \\
 &= \sum_{\text{Flu}} P(\text{Fev} | \text{Flu}, \sim m) P(\text{Flu} | \text{ts})
 \end{aligned}$$



CS486/686 Lecture Slides (c) 2012 C. Boutilier, P. Poupart & K. Larson

7

## Simple Backward Inference

- When evidence is downstream of query variable, we must reason "backwards." This requires the use of Bayes rule:

$$\begin{aligned}
 P(\text{ET} | j) &= \alpha P(j | \text{ET}) P(\text{ET}) \\
 &= \alpha \sum_M P(j, M | \text{ET}) P(\text{ET}) \\
 &= \alpha \sum_M P(j | M, \text{ET}) P(M | \text{ET}) P(\text{ET}) \\
 &= \alpha \sum_M P(j | M) P(M | \text{ET}) P(\text{ET})
 \end{aligned}$$

- First step is just Bayes rule
  - normalizing constant  $\alpha$  is  $1/P(j)$ ; but we needn't compute it explicitly if we compute  $P(\text{ET} | j)$  for each value of ET: we just add up terms  $P(j | \text{ET}) P(\text{ET})$  for all values of ET (they sum to  $P(j)$ )

CS486/686 Lecture Slides (c) 2012 C. Boutilier, P. Poupart & K. Larson

8

## Backward Inference (Pooling)

- Same ideas when several pieces of evidence lie "downstream"

$$P(ET|j,fev) = \alpha P(j,fev|ET) P(ET)$$

$$= \alpha \sum_{M,FI,TS} P(j,fev,M,FI,TS|ET) P(ET)$$

$$= \alpha \sum_{M,FI,TS} P(j|fev,M,FI,TS,ET) P(fev|M,FI,TS,ET) P(M|FI,TS,ET) P(FI|TS,ET) P(TS|ET) P(ET)$$

$$= \alpha P(ET) \sum_M P(j|M) \sum_{FI} P(fev|M,FI) \sum_{TS} P(FI|TS) P(TS)$$

- Same steps as before; but now we compute prob of both pieces of evidence given hypothesis ET and combine them. Note: they are independent given M; but not given ET.

9

CS486/686 Lecture Slides (c) 2012 C. Boutilier, P. Poupart & K. Larson

## Variable Elimination

- The intuitions in the above examples give us a simple inference algorithm for networks without loops: the *polytree* algorithm.
- Instead we'll look at a more general algorithm that works for general BNs; but the polytree algorithm will be a special case.
- The algorithm, *variable elimination*, simply applies the summing out rule repeatedly.
  - To keep computation simple, it exploits the independence in the network and the ability to distribute sums inward

10

CS486/686 Lecture Slides (c) 2012 C. Boutilier, P. Poupart & K. Larson

## Factors

- A function  $f(X_1, X_2, \dots, X_k)$  is also called a *factor*. We can view this as a table of numbers, one for each instantiation of the variables  $X_1, X_2, \dots, X_k$ .
  - A tabular rep'n of a factor is exponential in  $k$
- Each CPT in a Bayes net is a factor:
  - e.g.,  $\Pr(C|A,B)$  is a function of three variables,  $A, B, C$
- Notation:  $f(\mathbf{X}, \mathbf{Y})$  denotes a factor over the variables  $\mathbf{X} \cup \mathbf{Y}$ . (Here  $\mathbf{X}, \mathbf{Y}$  are *sets* of variables.)

11

CS486/686 Lecture Slides (c) 2012 C. Boutilier, P. Poupart & K. Larson

## The Product of Two Factors

- Let  $f(\mathbf{X}, \mathbf{Y})$  &  $g(\mathbf{Y}, \mathbf{Z})$  be two factors with variables  $\mathbf{Y}$  in common
- The *product* of  $f$  and  $g$ , denoted  $h = f \times g$  (or sometimes just  $h = fg$ ), is defined:

$$h(\mathbf{X}, \mathbf{Y}, \mathbf{Z}) = f(\mathbf{X}, \mathbf{Y}) \times g(\mathbf{Y}, \mathbf{Z})$$

f(A,B)		g(B,C)		h(A,B,C)			
ab	0.9	bc	0.7	abc	0.63	ab~c	0.27
a~b	0.1	b~c	0.3	a~bc	0.08	a~b~c	0.02
~ab	0.4	~bc	0.8	~abc	0.28	~ab~c	0.12
~a~b	0.6	~b~c	0.2	~a~bc	0.48	~a~b~c	0.12

12

CS486/686 Lecture Slides (c) 2012 C. Boutilier, P. Poupart & K. Larson

## Summing a Variable Out of a Factor

- Let  $f(X,Y)$  be a factor with variable  $X$  ( $Y$  is a set)
- We *sum out* variable  $X$  from  $f$  to produce a new factor  $h = \sum_X f$ , which is defined:

$$h(Y) = \sum_{x \in \text{Dom}(X)} f(x,Y)$$

f(A,B)		h(B)	
ab	0.9	b	1.3
a~b	0.1	~b	0.7
~ab	0.4		
~a~b	0.6		

CS486/686 Lecture Slides (c) 2012 C. Boutilier, P. Poupart & K. Larson

13

## Restricting a Factor

- Let  $f(X,Y)$  be a factor with variable  $X$  ( $Y$  is a set)
- We *restrict* factor  $f$  to  $X=x$  by setting  $X$  to the value  $x$  and "deleting". Define  $h = f_{X=x}$  as:  $h(Y) = f(x,Y)$

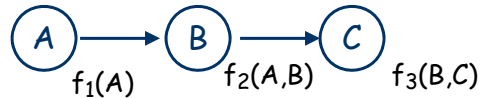
f(A,B)		h(B) = f <sub>A=a</sub>	
ab	0.9	b	0.9
a~b	0.1	~b	0.1
~ab	0.4		
~a~b	0.6		

CS486/686 Lecture Slides (c) 2012 C. Boutilier, P. Poupart & K. Larson

14

## Variable Elimination: No Evidence

- Computing prior probability of query var  $X$  can be seen as applying these operations on factors



$$\begin{aligned}
 P(C) &= \sum_{A,B} P(C|B) P(B|A) P(A) \\
 &= \sum_B P(C|B) \sum_A P(B|A) P(A) \\
 &= \sum_B f_3(B,C) \sum_A f_2(A,B) f_1(A) \\
 &= \sum_B f_3(B,C) f_4(B) = f_5(C)
 \end{aligned}$$

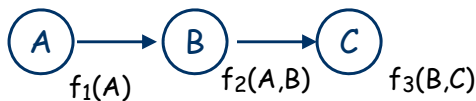
Define new factors:  $f_4(B) = \sum_A f_2(A,B) f_1(A)$  and  $f_5(C) = \sum_B f_3(B,C) f_4(B)$

15

CS486/686 Lecture Slides (c) 2012 C. Boutilier, P. Poupart & K. Larson

## Variable Elimination: No Evidence

- Here's the example with some numbers



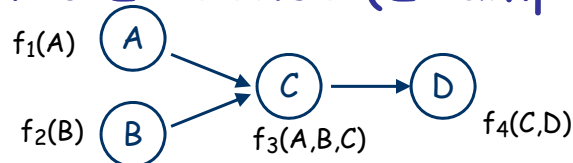
$f_1(A)$		$f_2(A,B)$		$f_3(B,C)$		$f_4(B)$		$f_5(C)$	
a	0.9	ab	0.9	bc	0.7	b	0.85	c	0.625
$\sim a$	0.1	$a\sim b$	0.1	$b\sim c$	0.3	$\sim b$	0.15	$\sim c$	0.375
		$\sim ab$	0.4	$\sim bc$	0.2				
		$\sim a\sim b$	0.6	$\sim b\sim c$	0.8				

16

CS486/686 Lecture Slides (c) 2012 C. Boutilier, P. Poupart & K. Larson



## VE: No Evidence (Example 2)



$$\begin{aligned}
 P(D) &= \sum_{A,B,C} P(D|C) P(C|B,A) P(B) P(A) \\
 &= \sum_C P(D|C) \sum_B P(B) \sum_A P(C|B,A) P(A) \\
 &= \sum_C f_4(C,D) \sum_B f_2(B) \sum_A f_3(A,B,C) f_1(A) \\
 &= \sum_C f_4(C,D) \sum_B f_2(B) f_5(B,C) \\
 &= \sum_C f_4(C,D) f_6(C) \\
 &= f_7(D)
 \end{aligned}$$

Define new factors:  $f_5(B,C)$ ,  $f_6(C)$ ,  $f_7(D)$ , in the obvious way

17

CS486/686 Lecture Slides (c) 2012 C. Boutilier, P. Poupart & K. Larson

## Variable Elimination: One View

- One way to think of variable elimination:
  - write out desired computation using the chain rule, exploiting the independence relations in the network
  - arrange the terms in a convenient fashion
  - distribute each sum (over each variable) in as far as it will go
    - i.e., the sum over variable  $X$  can be "pushed in" as far as the "first" factor mentioning  $X$
  - apply operations "inside out", repeatedly eliminating and creating new factors (note that each step/removal of a sum eliminates one variable)

18

CS486/686 Lecture Slides (c) 2012 C. Boutilier, P. Poupart & K. Larson

## Variable Elimination Algorithm

- Given query var  $Q$ , remaining vars  $\mathbf{Z}$ . Let  $F$  be the set of factors corresponding to CPTs for  $\{Q\} \cup \mathbf{Z}$ .

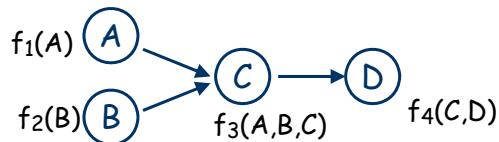
- Choose an elimination ordering  $Z_1, \dots, Z_n$  of variables in  $\mathbf{Z}$ .
- For each  $Z_j$  -- in the order given -- eliminate  $Z_j \in \mathbf{Z}$  as follows:
  - Compute new factor  $g_j = \sum_{Z_j} f_1 \times f_2 \times \dots \times f_k$ , where the  $f_i$  are the factors in  $F$  that include  $Z_j$
  - Remove the factors  $f_i$  (that mention  $Z_j$ ) from  $F$  and add new factor  $g_j$  to  $F$
- The remaining factors refer only to the query variable  $Q$ . Take their product and normalize to produce  $P(Q)$

19

CS486/686 Lecture Slides (c) 2012 C. Boutilier, P. Poupart & K. Larson

## VE: Example 2 again

**Factors:**  $f_1(A)$   $f_2(B)$   
 $f_3(A,B,C)$   $f_4(C,D)$   
**Query:**  $P(D)$ ?  
**Elim. Order:**  $A, B, C$



Step 1: Add  $f_5(B,C) = \sum_A f_3(A,B,C) f_1(A)$   
 Remove:  $f_1(A), f_3(A,B,C)$

Step 2: Add  $f_6(C) = \sum_B f_2(B) f_5(B,C)$   
 Remove:  $f_2(B), f_5(B,C)$

Step 3: Add  $f_7(D) = \sum_C f_4(C,D) f_6(C)$   
 Remove:  $f_4(C,D), f_6(C)$

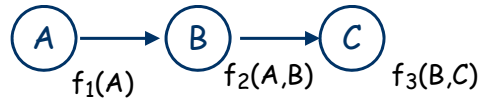
Last factor  $f_7(D)$  is (possibly unnormalized) probability  $P(D)$

20

CS486/686 Lecture Slides (c) 2012 C. Boutilier, P. Poupart & K. Larson

## Variable Elimination: Evidence

- Computing posterior of query variable given evidence is similar; suppose we observe  $C=c$ :



$$\begin{aligned}
 P(A|c) &= \alpha P(A) P(c|A) \\
 &= \alpha P(A) \sum_B P(c|B) P(B|A) \\
 &= \alpha f_1(A) \sum_B f_3(B,c) f_2(A,B) \\
 &= \alpha f_1(A) \sum_B f_4(B) f_2(A,B) \\
 &= \alpha f_1(A) f_5(A) \\
 &= \alpha f_6(A)
 \end{aligned}$$

New factors:  $f_4(B) = f_3(B,c)$ ;  $f_5(A) = \sum_B f_2(A,B) f_4(B)$ ;  
 $f_6(A) = f_1(A) f_5(A)$

21

CS486/686 Lecture Slides (c) 2012 C. Boutilier, P. Poupart & K. Larson

## Variable Elimination with Evidence

Given query var  $Q$ , evidence vars  $E$   
 (observed to be  $e$ ), remaining vars  $Z$ .  
 Let  $F$  be set of factors involving CPTs  
 for  $\{Q\} \cup Z$ .

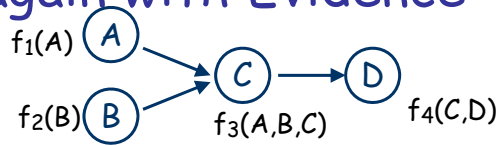
1. Replace each factor  $f \in F$  that mentions a variable(s) in  $E$  with its restriction  $f_{E=e}$  (somewhat abusing notation)
2. Choose an elimination ordering  $Z_1, \dots, Z_n$  of variables in  $Z$ .
3. Run variable elimination as above.
4. The remaining factors refer only to the query variable  $Q$ . Take their product and normalize to produce  $P(Q)$

22

CS486/686 Lecture Slides (c) 2012 C. Boutilier, P. Poupart & K. Larson

## VE: Example 2 again with Evidence

**Factors:**  $f_1(A)$   $f_2(B)$   
 $f_3(A,B,C)$   $f_4(C,D)$   
**Query:**  $P(A)?$   
**Evidence:**  $D = d$   
**Elim. Order:**  $C, B$



Restriction: replace  $f_4(C,D)$  with  $f_5(C) = f_4(C,d)$

Step 1: Add  $f_6(A,B) = \sum_C f_5(C) f_3(A,B,C)$

Remove:  $f_3(A,B,C)$ ,  $f_5(C)$

Step 2: Add  $f_7(A) = \sum_B f_6(A,B) f_2(B)$

Remove:  $f_6(A,B)$ ,  $f_2(B)$

Last factors:  $f_7(A)$ ,  $f_1(A)$ . The product  $f_1(A) \times f_7(A)$  is (possibly unnormalized) posterior. So...  $P(A|d) = \alpha f_1(A) \times f_7(A)$ .

23

CS486/686 Lecture Slides (c) 2012 C. Boutilier, P. Poupart & K. Larson

## Some Notes on the VE Algorithm

- After iteration  $j$  (elimination of  $Z_j$ ), factors remaining in set  $F$  refer only to variables  $X_{j+1}, \dots, Z_n$  and  $Q$ . No factor mentions an evidence variable  $E$  after the initial restriction.
- Number of iterations: linear in number of variables
- Complexity is linear in number of vars and exponential in size of the largest factor.
  - Recall each factor has exponential size in its number of variables
  - Can't do any better than size of BN (since its original factors are part of the factor set)
  - When we create new factors, we might make a set of variables larger.

24

CS486/686 Lecture Slides (c) 2012 C. Boutilier, P. Poupart & K. Larson

## Some Notes on the VE Algorithm

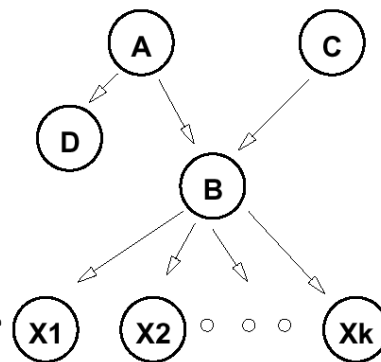
- The size of the resulting factors is determined by elimination ordering! (We'll see this in detail)
- For *polytrees*, easy to find good ordering (e.g., work outside in).
- For general BNs, sometimes good orderings exist, sometimes they don't (then inference is exponential in number of vars).
  - Simply *finding* the optimal elimination ordering for general BNs is NP-hard.
  - Inference in general is NP-hard in general BNs

25

CS486/686 Lecture Slides (c) 2012 C. Boutilier, P. Poupart & K. Larson

## Elimination Ordering: Polytrees

- Inference is linear in size of network
  - ordering: eliminate only "singly-connected" nodes
  - e.g., in this network, eliminate D, A, C,  $X_1, \dots$ ; or eliminate  $X_1, \dots, X_k, D, A, C$ ; or mix up...
  - result: no factor ever larger than original CPTs
  - eliminating B before these gives factors that include all of A, C,  $X_1, \dots, X_k$  !!!

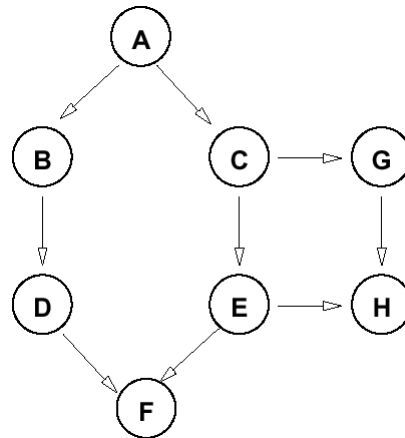


26

CS486/686 Lecture Slides (c) 2012 C. Boutilier, P. Poupart & K. Larson

## Effect of Different Orderings

- Suppose query variable is D. Consider different orderings for this network
  - A,F,H,G,B,C,E:
    - good: why?
  - E,C,A,B,G,H,F:
    - bad: why?
- Which ordering creates smallest factors?
- either max size or total
- which creates largest factors?



27

CS486/686 Lecture Slides (c) 2012 C. Boutilier, P. Poupart & K. Larson

## Relevance



- Certain variables have no impact on the query.
  - In ABC network, computing  $\Pr(A)$  with no evidence requires elimination of B and C.
    - But when you sum out these vars, you compute a trivial factor (whose value are all ones); for example:
      - eliminating C:  $f_4(B) = \sum_C f_3(B,C) = \sum_C \Pr(C|B)$
      - 1 for any value of B (e.g.,  $\Pr(c|b) + \Pr(\sim c|b) = 1$ )
- No need to think about B or C for this query

28

CS486/686 Lecture Slides (c) 2012 C. Boutilier, P. Poupart & K. Larson

## Relevance: A Sound Approximation

- Can restrict attention to *relevant* variables. Given query  $Q$ , evidence  $E$ :
  - $Q$  is relevant
  - if any node  $Z$  is relevant, its parents are relevant
  - if  $E \in E$  is a descendent of a relevant node, then  $E$  is relevant
- We can restrict our attention to the *subnetwork comprising only relevant variables* when evaluating a query  $Q$

29

CS486/686 Lecture Slides (c) 2012 C. Boutilier, P. Poupart & K. Larson

## Next Class

- Decision making
  - Utility Theory
  - Decision Trees

30

CS486/686 Lecture Slides (c) 2012 C. Boutilier, P. Poupart & K. Larson