

Statistical Learning

November 3, 2009
CS 486/686
University of Waterloo

Outline

- Statistical learning
 - Bayesian learning
 - Maximum a posteriori
 - Maximum likelihood
- Learning from complete Data
- Reading: R&N Ch 20.1-20.2

CS486/686 Lecture Slides (c) 2009 P. Pasupat

2

Statistical Learning

- View: we have uncertain knowledge of the world
- Idea: learning simply reduces this uncertainty

CS486/686 Lecture Slides (c) 2009 P. Pasupat

3

Candy Example

- Favorite candy sold in two flavors:
 - Lime (hugh)
 - Cherry (yum)
- Same wrapper for both flavors
- Sold in bags with different ratios:
 - 100% cherry
 - 75% cherry + 25% lime
 - 50% cherry + 50% lime
 - 25% cherry + 75% lime
 - 100% lime

CS486/686 Lecture Slides (c) 2009 P. Pasupat

4

Candy Example

- You bought a bag of candy but don't know its flavor ratio
- After eating k candies:
 - What's the flavor ratio of the bag?
 - What will be the flavor of the next candy?

CS486/686 Lecture Slides (c) 2009 P. Pasupat

5

Statistical Learning

- Hypothesis H : probabilistic theory of the world
 - h_1 : 100% cherry
 - h_2 : 75% cherry + 25% lime
 - h_3 : 50% cherry + 50% lime
 - h_4 : 25% cherry + 75% lime
 - h_5 : 100% lime
- Data D : evidence about the world
 - d_1 : 1st candy is cherry
 - d_2 : 2nd candy is lime
 - d_3 : 3rd candy is lime
 - ...

CS486/686 Lecture Slides (c) 2009 P. Pasupat

6

Bayesian Learning

- **Prior:** $\Pr(H)$
- **Likelihood:** $\Pr(d|H)$
- **Evidence:** $\mathbf{d} = \langle d_1, d_2, \dots, d_n \rangle$
- **Bayesian Learning** amounts to computing the posterior using Bayes' Theorem:

$$\Pr(H|\mathbf{d}) = k \Pr(\mathbf{d}|H)\Pr(H)$$

CS4386/686 Lecture Slides (c) 2009 P. Poupart

7

Bayesian Prediction

- Suppose we want to make a prediction about an unknown quantity X (i.e., the flavor of the next candy)
- $$\Pr(X|\mathbf{d}) = \sum_i \Pr(X|\mathbf{d}, h_i)P(h_i|\mathbf{d})$$

$$= \sum_i \Pr(X|h_i)P(h_i|\mathbf{d})$$
- Predictions are weighted averages of the predictions of the individual hypotheses
- Hypotheses serve as "intermediaries" between raw data and prediction

CS4386/686 Lecture Slides (c) 2009 P. Poupart

8

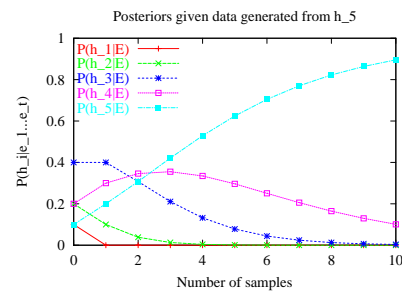
Candy Example

- Assume prior $P(H) = \langle 0.1, 0.2, 0.4, 0.2, 0.1 \rangle$
- Assume candies are i.i.d. (identically and independently distributed)
 - $P(\mathbf{d}|h) = \prod_j P(d_j|h)$
- Suppose first 10 candies all taste lime:
 - $P(\mathbf{d}|h_5) = 1^{10} = 1$
 - $P(\mathbf{d}|h_3) = 0.5^{10} = 0.00097$
 - $P(\mathbf{d}|h_1) = 0^{10} = 0$

CS4386/686 Lecture Slides (c) 2009 P. Poupart

9

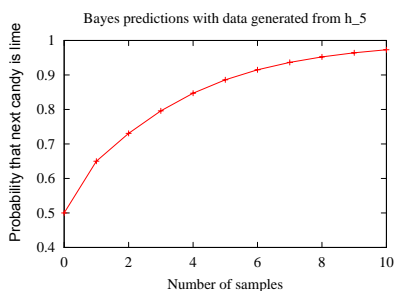
Posterior



CS4386/686 Lecture Slides (c) 2009 P. Poupart

10

Prediction



CS4386/686 Lecture Slides (c) 2009 P. Poupart

11

Bayesian Learning

- **Bayesian learning properties:**
 - **Optimal** (i.e. given prior, no other prediction is correct more often than the Bayesian one)
 - **No overfitting** (prior can be used to penalize complex hypotheses)
- There is a price to pay:
 - When hypothesis space is large Bayesian learning may be intractable
 - i.e. sum (or integral) over hypothesis often intractable
- Solution: approximate Bayesian learning

CS4386/686 Lecture Slides (c) 2009 P. Poupart

12

Maximum a posteriori (MAP)

- Idea: make prediction based on **most probable hypothesis** h_{MAP}
 - $h_{MAP} = \operatorname{argmax}_{h_i} P(h_i|\mathbf{d})$
 - $P(X|\mathbf{d}) \approx P(X|h_{MAP})$
- In contrast, Bayesian learning makes prediction based on **all** hypotheses weighted by their probability

CS4386/686 Lecture Slides (c) 2009 P. Poupart

13

Candy Example (MAP)

- Prediction after
 - 1 lime: $h_{MAP} = h_3$, $\Pr(\text{lime}|h_{MAP}) = 0.5$
 - 2 limes: $h_{MAP} = h_4$, $\Pr(\text{lime}|h_{MAP}) = 0.75$
 - 3 limes: $h_{MAP} = h_5$, $\Pr(\text{lime}|h_{MAP}) = 1$
 - 4 limes: $h_{MAP} = h_5$, $\Pr(\text{lime}|h_{MAP}) = 1$
 - ...
- After only 3 limes, it correctly selects h_5

CS4386/686 Lecture Slides (c) 2009 P. Poupart

14

Candy Example (MAP)

- But what if correct hypothesis is h_4 ?
 - h_4 : $P(\text{lime}) = 0.75$ and $P(\text{cherry}) = 0.25$
- After 3 limes
 - MAP incorrectly predicts h_5
 - MAP yields $P(\text{lime}|h_{MAP}) = 1$
 - Bayesian learning yields $P(\text{lime}|\mathbf{d}) = 0.8$

CS4386/686 Lecture Slides (c) 2009 P. Poupart

15

MAP properties

- MAP prediction **less accurate** than Bayesian prediction since it relies only on **one** hypothesis h_{MAP}
- But MAP and Bayesian predictions converge as data increases
- **No overfitting** (prior can be used to penalize complex hypotheses)
- **Finding h_{MAP} may be intractable:**
 - $h_{MAP} = \operatorname{argmax} P(h|\mathbf{d})$
 - Optimization may be difficult

CS4386/686 Lecture Slides (c) 2009 P. Poupart

16

MAP computation

- Optimization:
 - $h_{MAP} = \operatorname{argmax}_h P(h|\mathbf{d})$
 - $= \operatorname{argmax}_h P(h) P(\mathbf{d}|h)$
 - $= \operatorname{argmax}_h P(h) \prod_i P(d_i|h)$
- Product induces non-linear optimization
- Take the log to linearize optimization
 - $h_{MAP} = \operatorname{argmax}_h \log P(h) + \sum_i \log P(d_i|h)$

CS4386/686 Lecture Slides (c) 2009 P. Poupart

17

Maximum Likelihood (ML)

- Idea: simplify MAP by assuming uniform prior (i.e., $P(h_i) = P(h_j) \forall i, j$)
 - $h_{MAP} = \operatorname{argmax}_h P(h) P(\mathbf{d}|h)$
 - $h_{ML} = \operatorname{argmax}_h P(\mathbf{d}|h)$
- Make prediction based on h_{ML} only:
 - $P(X|\mathbf{d}) \approx P(X|h_{ML})$

CS4386/686 Lecture Slides (c) 2009 P. Poupart

18

Candy Example (ML)

- Prediction after
 - 1 lime: $h_{ML} = h_5, \Pr(\text{lime}|h_{ML}) = 1$
 - 2 limes: $h_{ML} = h_5, \Pr(\text{lime}|h_{ML}) = 1$
 - ...
- Frequentist: "objective" prediction since it relies only on the data (i.e., no prior)
- Bayesian: prediction based on data and uniform prior (since no prior \equiv uniform prior)

CS4386/686 Lecture Slides (c) 2009 P. Poupart

19

ML properties

- ML prediction **less accurate** than Bayesian and MAP predictions since it ignores prior info and relies only on **one** hypothesis h_{ML}
- But ML, MAP and Bayesian predictions converge as data increases
- Subject to **overfitting** (no prior to penalize complex hypothesis that could exploit statistically insignificant data patterns)
- Finding h_{ML} is often easier than h_{MAP}
 - $h_{ML} = \text{argmax}_h \sum_i \log P(d_i|h)$

CS4386/686 Lecture Slides (c) 2009 P. Poupart

20

Statistical Learning

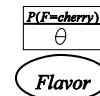
- Use Bayesian Learning, MAP or ML
- Complete data:
 - When data has multiple attributes, **all attributes are known**
 - Easy
- Incomplete data:
 - When data has multiple attributes, **some attributes are unknown**
 - Harder

CS4386/686 Lecture Slides (c) 2009 P. Poupart

21

Simple ML example

- Hypothesis h_θ :
 - $P(\text{cherry})=\theta$ & $P(\text{lime})=1-\theta$
- Data d :
 - c cherries and l limes
- ML hypothesis:
 - θ is relative frequency of observed data
 - $\theta = c/(c+l)$
 - $P(\text{cherry}) = c/(c+l)$ and $P(\text{lime}) = l/(c+l)$



CS4386/686 Lecture Slides (c) 2009 P. Poupart

22

ML computation

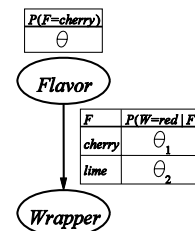
- 1) Likelihood expression
 - $P(d|h_\theta) = \theta^c (1-\theta)^l$
- 2) log likelihood
 - $\log P(d|h_\theta) = c \log \theta + l \log (1-\theta)$
- 3) log likelihood derivative
 - $d(\log P(d|h_\theta))/d\theta = c/\theta - l/(1-\theta)$
- 4) ML hypothesis
 - $c/\theta - l/(1-\theta) = 0 \Rightarrow \theta = c/(c+l)$

CS4386/686 Lecture Slides (c) 2009 P. Poupart

23

More complicated ML example

- Hypothesis: $h_{\theta_0, \theta_1, \theta_2}$
- Data:
 - c cherries
 - g_c green wrappers
 - r_c red wrappers
 - l limes
 - g_l green wrappers
 - r_l red wrappers



CS4386/686 Lecture Slides (c) 2009 P. Poupart

24

ML computation

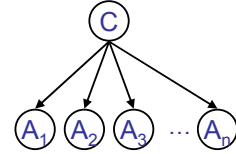
- 1) Likelihood expression
 - $P(\mathbf{d} | \theta_0, \theta_1, \theta_2) = \theta^c (1-\theta)^{c_c} \theta_1^{r_c} (1-\theta_1)^{g_c} \theta_2^{r_1} (1-\theta_2)^{g_1}$
- ...
- 4) ML hypothesis
 - $c/\theta - 1/(1-\theta) = 0 \Rightarrow \theta = c/(c+1)$
 - $r_c/\theta_1 - g_c/(1-\theta_1) = 0 \Rightarrow \theta_1 = r_c/(r_c+g_c)$
 - $r_1/\theta_2 - g_1/(1-\theta_2) = 0 \Rightarrow \theta_2 = r_1/(r_1+g_1)$

CS4386/686 Lecture Slides (c) 2009 P. Poupart

25

Naïve Bayes model

- Want to predict a class C based on attributes A_i
- Parameters:
 - $\theta = P(C=\text{true})$
 - $\theta_{i1} = P(A_i=\text{true} | C=\text{true})$
 - $\theta_{i2} = P(A_i=\text{true} | C=\text{false})$
- Assumption: A_i 's are independent given C



CS4386/686 Lecture Slides (c) 2009 P. Poupart

26

Naïve Bayes model for Restaurant Problem

- Data:

Example	Attributes										Target
	Alt	Bar	Fri	Hum	Pat	Price	Rain	Ros	Type	Est	
X ₁	T	F	F	T	Some	\$\$\$	F	T	French	0-10	T
X ₂	T	F	F	T	Full	\$	F	F	Thai	30-60	F
X ₃	F	T	F	F	Some	\$	F	F	Burger	0-10	T
X ₄	T	F	T	T	Full	\$	F	F	Thai	10-30	T
X ₅	T	F	T	F	Full	\$\$\$	F	T	French	>60	F
X ₆	F	T	F	T	Some	\$\$	T	T	Italian	0-10	T
X ₇	F	T	F	F	None	\$	T	F	Burger	0-10	F
X ₈	F	F	F	T	Some	\$\$	T	T	Thai	0-10	T
X ₉	F	T	T	F	Full	\$	T	F	Burger	>60	F
X ₁₀	T	T	T	T	Full	\$\$\$	F	T	Italian	10-30	F
X ₁₁	F	F	F	F	None	\$	F	F	Thai	0-10	F
X ₁₂	T	T	T	T	Full	\$	F	F	Burger	30-60	T

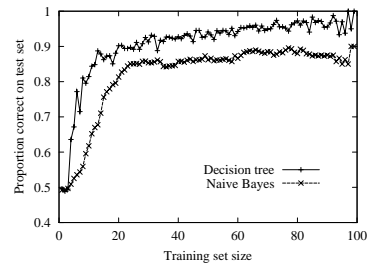
- ML sets
 - θ to relative frequencies of *wait* and *~wait*
 - θ_{i1}, θ_{i2} to relative frequencies of each attribute value given *wait* and *~wait*

CS4386/686 Lecture Slides (c) 2009 P. Poupart

27

Naïve Bayes model vs decision trees

- Wait prediction for restaurant problem



Why is naïve Bayes less accurate than decision tree?

CS4386/686 Lecture Slides (c) 2009 P. Poupart

28

Bayesian network parameter learning (ML)

- Parameters $\theta_{V,pa(V)=v}$:
 - CPTs: $\theta_{V,pa(V)=v} = P(V | pa(V)=v)$
- Data \mathbf{d} :
 - $d_1 : \langle V_1=v_{1,1}, V_2=v_{2,1}, \dots, V_n=v_{n,1} \rangle$
 - $d_2 : \langle V_1=v_{1,2}, V_2=v_{2,2}, \dots, V_n=v_{n,2} \rangle$
 - ...
- Maximum likelihood:
 - Set $\theta_{V,pa(V)=v}$ to the relative frequencies of the values of V given the values \mathbf{v} of the parents of V

CS4386/686 Lecture Slides (c) 2009 P. Poupart

29

Next Class

- Next Class:
 - Continue statistical learning
 - Learning from incomplete data
 - Russell and Norvig Sect. 20.3

CS4386/686 Lecture Slides (c) 2009 P. Poupart

30