

## A3, Task 4

9

```
% Function compress
%
% Input
% f is the input image, a matrix of numbers
% tol is the drop tolerance (bigger value = more compression)
%
% Output
% g is the output image
% drop is the fraction of Fourier coefficients dropped
% (i.e. with modulus less than tol)
%
function [g, drop] = compress(f, tol)

[h,w] = size(f); % returns the width and height of f
g = zeros(h,w);

drop = 0;

for x = 1:16:w
    for y = 1:16:h
        f16 = f(y:(y+15),x:(x+15));

        F = fft2(f16); % Compute DFT of f16

        % Create a mask such that
        % = 1 if that element in abs(F) is >= tol
        % = 0 if that element in abs(F) is < tol
        mask = ( abs(F) >= tol );

        % Apply mask to F to zero out smallest Fourier coeffs
        Fthresh = mask .* F;

        % Reconstruct compressed f16 using the inverse FFT
        g16 = ifft2(Fthresh);

        % Calculate how many coefficients were dropped
        % (Assume all Fourier coeffs are nonzero)
        drop = drop + sum(sum(1 - mask));

        % Copy reconstructed tile to corresponding location in g
        g(y:(y+15),x:(x+15)) = (g16);
    end
end

% Calculate drop RATIO
drop = drop / (w*h);
```

```

% CS 370 Assignment 3, Task 4
% compression_demo.m

f = double(imread('mc_dc.jpg'));

tol150 = 170;    % For drop = 50
[g50 drop50] = compress(f,tol150);
drop50

tol175 = 370;    % For drop = 75
[g75 drop75] = compress(f,tol175);
drop75

tol195 = 1150;   % For drop = 95
[g95 drop95] = compress(f,tol195);
drop95

tol199 = 3200;   % For drop = 99
[g99 drop99] = compress(f,tol199);
drop99

% Display them all
figure(1); orient landscape;

subplot(2,2,1); colormap(gray(256));
image(g50); axis image; axis off; title(['drop = ' num2str(drop50*100)
'%']);

subplot(2,2,2); colormap(gray(256));
image(g75); axis image; axis off; title(['drop = ' num2str(drop75*100)
'%']);

subplot(2,2,3); colormap(gray(256));
image(g95); axis image; axis off; title(['drop = ' num2str(drop95*100)
'%']);

subplot(2,2,4); colormap(gray(256));
image(g99); axis image; axis off; title(['drop = ' num2str(drop99*100)
'%']);


```




*After Trial and error  
to see what value of tol  
achieves a particular  
drop percentage.*

(11)


drop = 50.6756%



drop = 75.4467%



drop = 94.8963%



drop = 99.0311%

