

Printing Requisition / Graphic Services

Dept. No.

97131

Title or Description

CS-78-16

Date

Date Required

Account

March 8/78

ASAP

126-6356-41

Signature

Signing Authority

John W. Henry

John W. Henry

Department

Room

Phone

Delivery

Computer Sec.

ML 5102B 3402

Mail Via Stores
 Pick-up Other

Reproduction Requirements

Number of Pages

Number of Copies

Cost: Time/Materials

Offset Signs/Repro's Xerox

23

50

Fun.	Prod. Un.	Prod. Opr.	Cl. No.	Mins.	Total
1					
2					
3					
4					
5					
6		21-20			
		12-15			
Sub. Total Time					
Sub. Total Materials					
Prov. Tax					
Total					

Type of Paper Stock

Bond Book Cover Bristol Supplied

Paper Size

8 1/2 x 11 8 1/2 x 14 11 x 17

Paper Colour

White Other Black

Printing

1 Side 2 Sides Numbering to

Binding/Finishing Operations

Collating Corner Stitching 3 Ring Tape Plastic Ring Perforating

Folding

Finished Size Cutting Finished Size

Special Instructions

Covers & backs supplied
Staple down left side

Film

Qty	Size	Plates Qty	Size & Type

Paper

Qty	Size	Plastic Rings Qty	Size

Outside Services

Sub. Total Materials

Prov. Tax

Total

1. Please complete unshaded areas on form as applicable. (4 part no carbon required).
2. Distribute copies as follows: White, Canary and Pink—Printing, Arts Library or applicable Copy Centre Goldenrod—Retain.
3. On completion of order, pink copy will be returned with printed material. Canary copy will be costed and returned to requisitioner, Retain as a record of your charges.
4. Please direct enquiries, quoting requisition number, to Printing/Graphic Services, Extension 3451.

TITLE: CS-78-16
Distribution of End-To-End Delay in
Message-Switched Networks

AUTHOR: J. Wong

<u>NAME:</u>	<u>DATE TAKEN</u>	<u>DATE RETURNED</u>	<u>SIGNATURE</u>
Dr. Karmeshu (Ext. 2736) Physics Dept.	Nov. 12, 1979	<i>Nov 16/79</i>	



DISTRIBUTION OF END-TO-END DELAY
IN MESSAGE-SWITCHED NETWORKS

by

J. W. Wong

Research Report CS-78-16

Department of Computer Science and
Computer Communications Networks Group
University of Waterloo
Waterloo, Ontario, Canada N2L 3G1

March 1978

Faculty
of
Mathematics

University of Waterloo
Waterloo, Ontario, Canada

DISTRIBUTION OF END-TO-END DELAY
IN MESSAGE-SWITCHED NETWORKS

by

J. W. Wong

Research Report CS-78-16

Department of Computer Science and
Computer Communications Networks Group
University of Waterloo
Waterloo, Ontario, Canada N2L 3G1

March 1978

This work was supported by the Department of Communications
and the National Research Council of Canada.

To appear in Computer Networks.

ABSTRACT

An open queueing network model is used to derive the distribution of end-to-end delay in a message-switched network. It is shown that under fixed routing, the end-to-end delay of messages belonging to a particular source-destination node pair is given by a sum of independent and exponentially distributed random variables. The generalization of this basic result to random routing and to messages belonging to a group of source-destination pairs is also considered. Numerical examples based on a hypothetical network are presented.

Keywords: Message-Switched Networks, Queueing Network Models, End-to-End Delays, Delay Distributions

1. Introduction

A message-switched network [1] is a collection of switching nodes connected together by a set of communication channels. It provides a message service to the users at the various nodes. Messages in this network are routed from one node to another in a store-and-forward manner until they reach their destinations. A key performance measure of this network is the end-to-end delay which is the elapsed time from the arrival of a message at its source to the successful delivery of this message at its destination. In 1964, Kleinrock [1] developed an open queueing network model for message-switched networks and derived an expression for the mean end-to-end delay. This expression has been used extensively for performance analysis [3] and network design [3].

Kleinrock's result is a mean delay taken over all the messages delivered by the network; no distinction is made on the basis of source or destination. In this paper, we treat messages with the same source-destination pair as belonging to a particular message class, and derive the distribution of end-to-end delay for each class. Both fixed and random routing are considered. Our result is therefore a detailed characterization of end-to-end delay in a message-switched network. It allows us to determine statistics such as the mean, variance, and 90-percentile of end-to-end delay for a particular source-destination pair.

Our derivation is based on Kleinrock's model [1] with

emphasis given to classes of messages. A description of this model is given in section 2. This model is also a special case of the general queueing network model studied by Baskett, et.al. [4]. Baskett's result will therefore be used as the point of departure for our analysis. In section 3, our basic result on the distribution of end-to-end delay for the case of fixed routing is derived. This basic result is generalized to random routing in section 4 and to messages belonging to a group of source-destination pairs in section 5. Finally, sections 6 and 7 are devoted to numerical examples and application of results.

2. Model Description

We first assume, as in [1], that the delay experienced by a message in a message-switched network is approximated by the queueing time and the data transfer time in the channels. The processing time at the switching nodes and the propagation delays are assumed to be negligible. Let M be the number of channels and C_i be the capacity of channel i , $i = 1, 2, \dots, M$. In our open queueing network model, each of the M channels is represented by a single server queue. The queueing discipline at each channel is first-come, first-served (FCFS). We assume that all channels are error-free and all nodes have unlimited buffer space.

Messages are classified according to source-destination pairs. In particular, a message is said to belong to class (s, d)

if its source node is s and its destination node is d . Let R be the total number of message classes. In a network with N switching nodes, $R = N(N-1)$. For convenience, we assume that message classes are numbered from 1 to R , and we use r instead of (s,d) to denote a message class. The arrival process of class r messages from outside the network is assumed to be Poisson with mean rate $\gamma(r)$. Message lengths for all classes are assumed to have the same exponential distribution, and we use $1/\mu$ to denote the mean message length. It follows from this last assumption that the data transfer time of all messages at channel i is exponential with mean $1/\mu C_i$. For the mathematical analysis to be tractable, Kleinrock's independence assumption [1] is used. This assumption states that each time a message enters a switching node, a new length is chosen from the exponential message length distribution.

The message routing algorithm can be fixed or random. In fixed routing, a unique path is defined for each message class, and we use $a(r)$ to denote the path for class r . $a(r)$ is essentially an ordered set of channels over which class r messages are routed. In random routing, we allow the possibility of alternate paths, and the routing algorithm selects one of these paths according to a probability distribution. We will use k_r to denote the number of alternate paths for class r , $a_j(r)$ to represent the set of channels in the j -th path, and $q_j(r)$ the probability that the j -th path is selected, $j = 1, 2, \dots, k_r$.

The routing algorithms mentioned above are path-oriented

algorithms. When a message enters the network at its source node, a path is immediately selected, and this message will be routed through the selected path. There is no feedback of messages to a previously visited node.

3. Distribution of End-to-End Delay

We first consider the case of fixed routing. Let λ_{ir} ($i = 1, 2, \dots, M; r = 1, 2, \dots, R$) be the mean arrival rate of class r messages to channel i . With fixed routing, λ_{ir} is given by:

$$\lambda_{ir} = \begin{cases} \gamma(r) & \text{if channel } i \in a(r) \\ 0 & \text{otherwise} \end{cases} \quad (1)$$

Let ρ_{ir} be the utilization of channel i by class r messages,

$$\rho_{ir} = \lambda_{ir} / \mu C_i \quad (2)$$

The total utilization of channel i (denoted by ρ_i) can then be written as:

$$\rho_i = \sum_{r=1}^R \rho_{ir} \quad (3)$$

We require that $\rho_i < 1$ for $i = 1, 2, \dots, M$. This is equivalent to the requirement that no channel is saturated, the condition for existence of a stochastic equilibrium.

Let $t_r(x)$ be the probability density function (pdf) of the end-to-end delay of class r messages, and $T_r^*(s)$ be its Laplace

Transform, i.e.,

$$T_r^*(s) = \int_0^{\infty} e^{-sx} t_r(x) dx \quad (4)$$

The main result of this paper can be stated as follows:

Theorem: For our model of a message-switched network with fixed routing,

$$T_r^*(s) = \prod_{i \in a(r)} \frac{\mu C_i (1 - \rho_i)}{s + \mu C_i (1 - \rho_i)} \quad (5)$$

A proof of this theorem is given in the Appendix.

Let $|a(r)|$ be the number of channels in $a(r)$. Our theorem indicates that the end-to-end delay of class r messages is given by the sum of $|a(r)|$ independent random variables. The i -th variable in this sum is exponential with mean $(\mu C_i (1 - \rho_i))^{-1}$; it can be interpreted as the delay (queueing time + data transfer time) at the i -th channel of $a(r)$. It is of interest to note that the mean of this i -th random variable is a function of ρ_i and not $\rho_{i,r}$, implying that all messages routed through a particular channel have the same delay distribution at this channel.

Reich [7,8] has considered the special case of a tandem queue with one class of customers. He proved that the output process of each server is Poisson and the delays at the individual servers are mutually independent. The product form for the Laplace Transform of end-to-end delay is therefore obvious. In

this paper, we have not attempted to prove similar properties for our network model although our theorem indicates that the distribution of end-to-end delay is the same as if the delays at the individual channels are mutually independent.

$T_r^*(s)$ can easily be inverted, by using partial fractions [2], to give $t_r(x)$. The mean \bar{T}_r and variance σ_r^2 of class r delay can also be obtained from $T_r^*(s)$. They are given by:

$$\bar{T}_r = \sum_{i \in a(r)} \frac{1}{\mu C_i (1 - \rho_i)} \quad (6)$$

and

$$\sigma_r^2 = \sum_{i \in a(r)} \frac{1}{[\mu C_i (1 - \rho_i)]^2} \quad (7)$$

4. Generalization to Random Routing

With random routing, a class r message can be routed through one of k_r alternate paths, and the j -th path is selected with probability $q_j(r)$. Our analysis in the last section is applicable if we treat each alternate path as a separate message class. We thus replace class r by k_r artificial classes. Let these classes be r_1, r_2, \dots, r_{k_r} , then

$$\gamma(r_j) = \gamma(r)q_j(r) \quad (8)$$

$$\lambda_{ir_j} = \begin{cases} \gamma(r_j) & \text{if channel } i \in a_j(r) \\ 0 & \text{otherwise} \end{cases} \quad (9)$$

and

$$\rho_i = \sum_{r=1}^R \sum_{j=1}^{k_r} \lambda_{ir_j} / \mu C_i \quad (10)$$

Applying our theorem in the last section, we get:

$$T_{r_j}^*(s) = \prod_{i \in a_j(r)} \frac{\mu C_i (1 - \rho_i)}{s + \mu C_i (1 - \rho_i)} \quad (11)$$

$T_r^*(s)$ can then be obtained by removing the artificial class from our model, i.e.,

$$T_r^*(s) = \sum_{j=1}^{k_r} q_j(r) T_{r_j}^*(s) \quad (12)$$

Similar to the case of fixed routing, this Laplace Transform can also be inverted to give $t_r(x)$. As to the mean and variance

of class r delay, we have:

$$\bar{T}_r = \sum_{j=1}^{k_r} q_j(r) \sum_{i \in a_j(r)} \frac{1}{\mu C_i (1 - \rho_i)} \quad (13)$$

and

$$\sigma_r^2 = \sum_{j=1}^{k_r} q_j(r) \left[\sum_{i \in a_j(r)} \frac{1}{[\mu C_i (1 - \rho_i)]^2} + \left[\sum_{i \in a_j(r)} \frac{1}{\mu C_i (1 - \rho_i)} \right]^2 \right] - \bar{T}_r \quad (14)$$

5. Generalization to Message Groups

It is often useful to consider the end-to-end delay of messages belonging to a group of source-destination pairs. For example, we can study the delay characteristics of (a) messages sent among a subset of the nodes, (b) messages sent from a particular source node, or (c) messages sent to a particular destination. We thus define a group G to contain a number of message classes, and a message is said to belong to group G if its class membership is in G . It is easy to see that our result for random routing is directly applicable to message groups. We thus have the following result for $T_G^*(s)$, the Laplace Transform of the pdf of group G delay:

$$T_G^*(s) = \sum_{r \in G} \frac{\gamma(r)}{\gamma_G} T_r^*(s) \quad (15)$$

where $T_r^*(s)$ is given by Eq.(5) or (12), and $\gamma_G = \sum_{r \in G} \gamma(r)$.

In the special case that all classes of messages belong to a single group, we have the Laplace Transform of the pdf of the overall end-to-end delay:

$$T^*(s) = \sum_{r=1}^R \frac{\gamma(r)}{\gamma} T_r^*(s) \quad (16)$$

where $\gamma = \sum_{r=1}^R \gamma(r)$.

6. Numerical Examples

Our numerical examples are based on the hypothetical network shown in Figure 1. This network has 5 nodes and 10 channels. The external arrival rate of messages belonging to each source-destination pair is given by the traffic matrix in Figure 2. All channels are assumed to have the same capacity, and the mean message length is chosen such that the mean data transfer time at each channel (i.e., $1/\mu C_i$) has a value of 0.1.

We first consider the case of fixed routing and assume that the routing algorithm is based on the shortest path. In our example network, there is a unique shortest path between each pair of nodes. Suppose we are interested in the end-to-end delay from node 1 to node 2. Denoting this source-destination pair by class 1, we apply Eq.(5) and get:

$$T_1^*(s) = \left[\frac{3}{s+3} \right] \left[\frac{2}{s+2} \right] \left[\frac{4}{s+4} \right]$$

This Laplace Transform can be inverted to give:

$$t_1(x) = -24 e^{-3x} + 12 e^{-2x} + 12 e^{-4x}$$

A plot of $t_1(x)$ is shown in Figure 3. The mean, variance, and 90-percentile of class 1 delay are also shown.

We next consider the case of random routing and assume that 25% of class 1 messages are shifted to the path {1,3,8,9}. This implies that the remaining 75% are sent over the shortest path {1,5,9}. Applying Eq.(12), and inverting the resulting $T_1^*(s)$, we get:

$$t_1(x) = -25.2 e^{-3x} + 30 e^{-2.5x} + 99 e^{-4.5x} - 19.8 e^{-5.5x} - 84 e^{-4x}$$

A plot of this pdf, together with its mean, variance, and 90-percentile, are shown in Figure 4. A comparison between Figures 3 and 4 indicates that the mean class 1 delay under random routing is smaller. This is due to the fact that a fraction of traffic has been directed from a more heavily utilized channel (channel 5) to a couple of less heavily utilized channels (channels 3 and 8).

As a third example, we consider the end-to-end delay of all messages originated from node 1 under fixed, shortest-path routing. Applying our results for message groups (Eq.(15)), we get the plot shown in Figure 5.

Finally, in Figure 6, we show the pdf of the end-to-end delay over all messages under fixed, shortest-path routing.

7. Application of Results

The results of this paper provide a detailed characterization of end-to-end delay in a message-switched network. They are potentially useful for performance analysis and network design. They can also find application in the analysis or simulation of a user-resource network [3] (or a subscriber network [6]) where terminals communicate with remote computers via a message-switched network. The message-switched network can be treated as a "black-box" with delay distribution given by the inverted Laplace Transform of Eq.(5) or (12) depending on whether fixed or random routing is used. This would reduce (a) the complexity of analysis and (b) the cost of simulation.

References

- [1] L. Kleinrock, Communication Nets -- Stochastic Message Flow and Delays (McGraw-Hill, New York, 1964).
- [2] L. Kleinrock, Queueing Systems, Volume 1: Theory (Wiley-Interscience, New York, 1975).
- [3] L. Kleinrock, Queueing Systems, Volume 2: Computer Applications (Wiley-Interscience, New York, 1976).
- [4] F. Baskett, K. Chandy, R. Muntz and F. Palacios, Open, Closed, and Mixed Network of Queues with Different Classes of Customers, Journal of the ACM 22 (1975) 248-260.
- [5] R. Cooper, Introduction to Queueing Theory (MacMillan, New York, 1972).
- [6] D. Davies and D. Barber, Communication Networks for Computers (John Wiley and Sons, New York, 1973).
- [7] E. Reich, Waiting Times when Queues are in Tandem, Ann. Math. Statistics 28 (1957) 768-773.
- [8] E. Reich, Notes on Queues in Tandem, Ann. Math. Statistics 34 (1963) 338-341.

Appendix: Proof of the Main Theorem

We first prove two lemmas.

Lemma 1:

Let $N_r(z)$ be the generating function of the total number of class r messages in the network at equilibrium,

$$N_r(z) = \prod_{i \in \alpha(r)} \frac{1 - \rho_i}{1 - \rho_i + \rho_{ir}(1-z)} \quad (A1)$$

Proof:

Let (S_1, S_2, \dots, S_M) be the state of our network model where $S_i = (n_{i1}, n_{i2}, \dots, n_{iR})$ is the state of channel i and n_{ir} is the number of class r messages (in queue or in transmission) at channel i . Since our model is a special case of the general queueing network model analysed by Baskett, et.al. [4], we apply Baskett's result and get the following expression for the equilibrium state probabilities:

$$P(S_1, S_2, \dots, S_M) = P_1(S_1)P_2(S_2) \dots P_M(S_M) \quad (A2)$$

where

$$P_i(S_i) = (1 - \rho_i) \left[\sum_{r=1}^R n_{ir} \right]! \prod_{r=1}^R \frac{1}{n_{ir}!} \rho_{ir}^{n_{ir}} \quad (A3)$$

and ρ_{ir} and ρ_i are defined in Eqs.(2) and (3) respectively.

$P_i(S_i)$ is also the marginal probability that channel i is in state S_i . Let $N_{ir}(z)$ be the generating function of the number of

class r messages at channel i . $N_{ir}(z)$ can be written as:

$$N_{ir}(z) = \sum_{k=0}^{\infty} \sum_{\substack{\text{all states } S_i \\ \text{such that } n_{ir}=k}} P_i(S_i) z^k \quad (\text{A4})$$

Using Eq.(A3) in Eq.(A4), and after simplification, we get:

$$N_{ir}(z) = \frac{1-\rho_i}{1-\rho_i+\rho_{ir}(1-z)} \quad (\text{A5})$$

From Eqs.(A2) and (A5), it is easy to see that $N_r(z)$ has the product form in Eq.(A1) because the equilibrium state probabilities are the same as if the state variable of the M channels are mutually independent.

Lemma 2:

Let $p_n(r)$ be the equilibrium probability that the number of class r messages in the network is n , and $d_n(r)$ the probability that a class r departure left behind n class r messages.

Then

$$p_n(r) = d_n(r) \quad n = 0, 1, 2, \dots \quad (\text{A6})$$

Proof:

Let $\alpha_n(r)$ be the probability that a class r arrival see n class r messages in the network. Since the number of class r messages in the network changes by unit step values only, it follows from [5] that:

$$\alpha_n(r) = d_n(r) \quad n = 0, 1, 2, \dots \quad (\text{A7})$$

Since the arrival process of class r messages is Poisson, we also have [2]:

$$\alpha_n(r) = p_n(r) \quad n = 0, 1, 2, \dots \quad (A8)$$

Combining Eqs.(A7) and (A8), we get Eq.(A6).

We now prove our main theorem. Let $D_r(z)$ be the generating function of the number of class r messages left behind by a class r departure. Eq.(A6) implies that:

$$N_r(z) = D_r(z) \quad (A9)$$

Since we have assumed fixed routing and a FCFS discipline at each channel, the number of class r messages left behind by a class r departure must equal to the number of class r arrivals during the stay of the departing message in the network. Since we have also assumed a Poisson arrival process, $D_r(z)$ is given by [2]:

$$D_r(z) = T_r^*(\gamma(r) - \gamma(r)z) \quad (A10)$$

Substituting s for $\gamma(r) - \gamma(r)z$, Eq.(A10) is reduced to:

$$T_r^*(s) = D_r(1 - s/\gamma(r)) \quad (A11)$$

Finally, using Eqs.(A1) and (A9) in Eq.(A11), we get:

$$T_r^*(s) = \prod_{i \in a(r)} \frac{\mu C_i (1 - \rho_i)}{s + \mu C_i (1 - \rho_i)}$$

QED

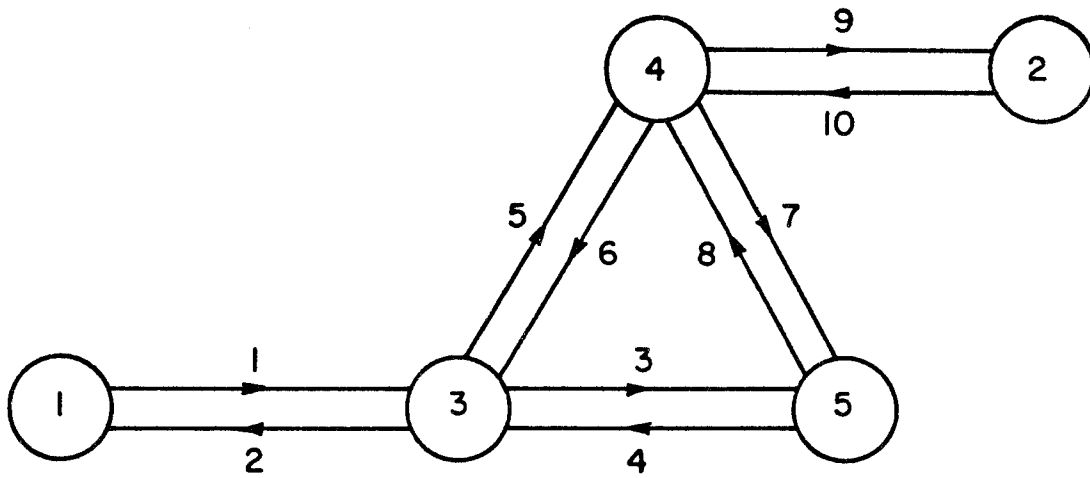


Figure 1. Hypothetical Network

		DESTINATION				
		1	2	3	4	5
SOURCE	1	0	2	1	3	1
	2	2	0	1	2	1
	3	1	1	0	2	4
	4	3	2	2	0	3
	5	1	1	4	3	0

Figure 2. Traffic Matrix

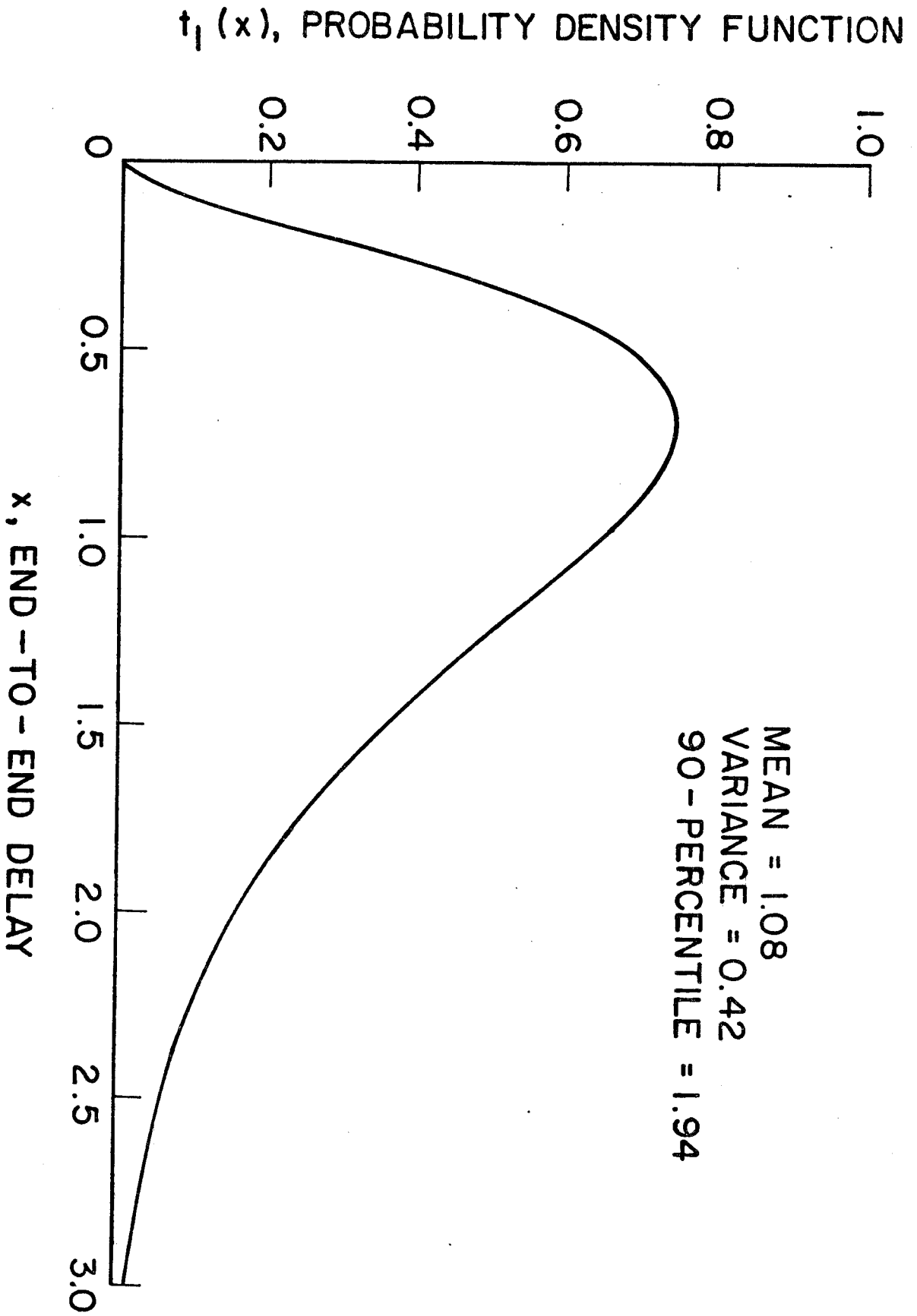


Figure 3. End-to-End Delay from Node 1 to Node 2 (Fixed Routing)

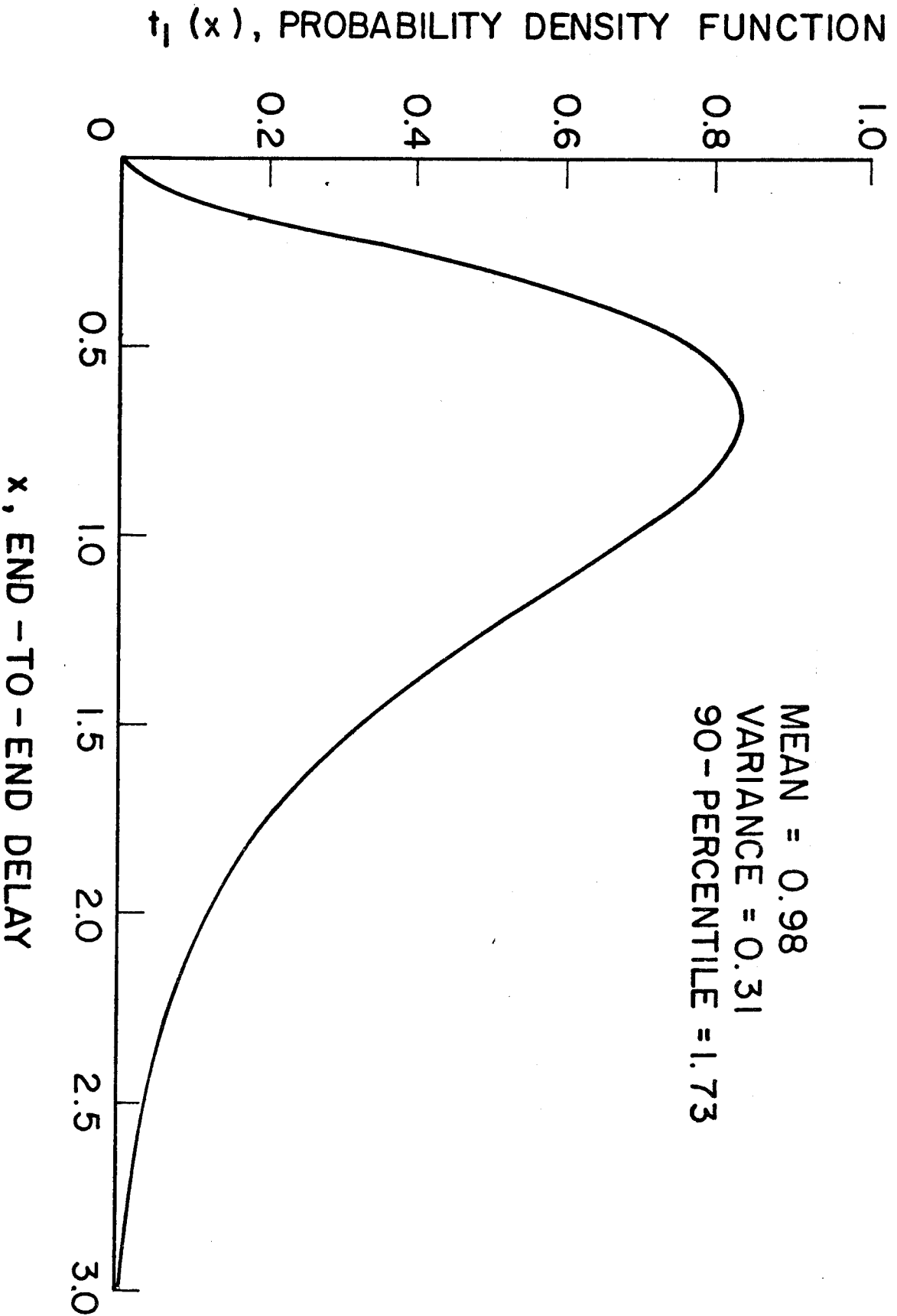


Figure 4. End-to-End Delay from Node 1 to Node 2 (Random Routing)

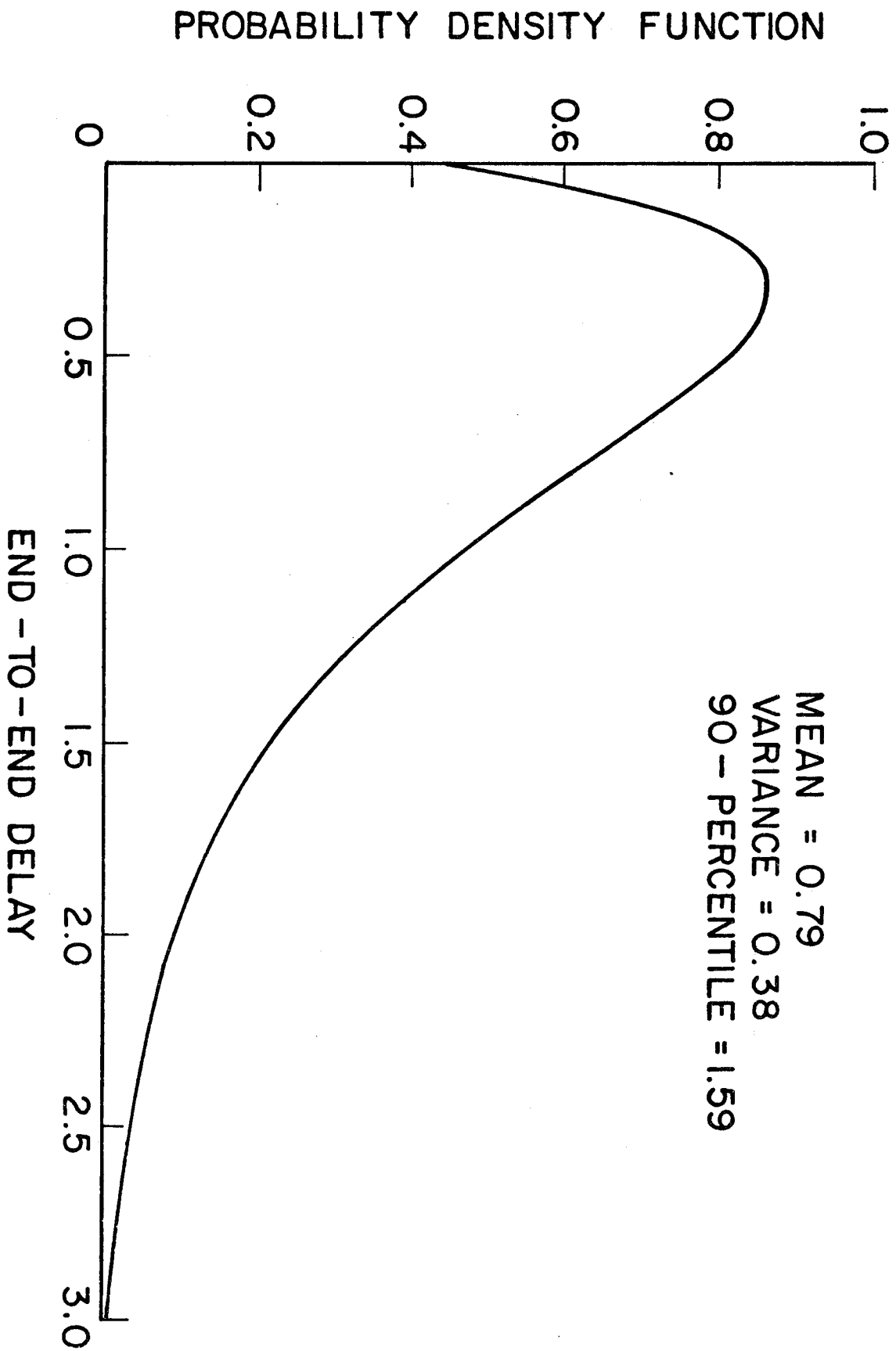


Figure 5. End-to-End Delay of Messages Originated from Node 1 (Fixed Routing)

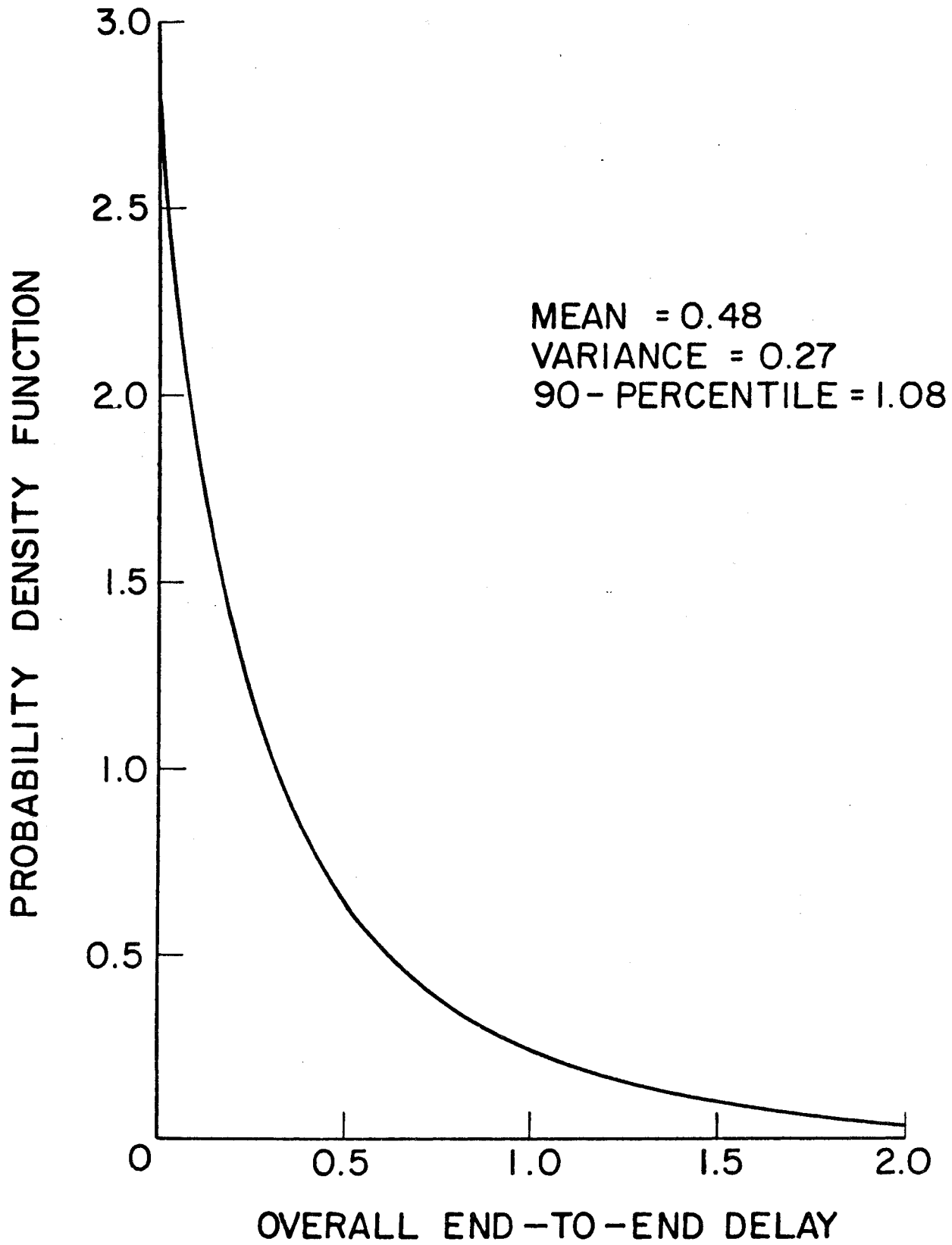


Figure 6. Overall End-to-End Delay (Fixed Routing)